



Functions

This series is widely used for Izod and Charpy impact test on plastics and plastic pipes. Equipped with tensile impact pendulum and fixtures, it can carry on tests on plastic film and sheet.

Newly designed model offers the most cost-effective configuration to address Charpy test from 1J to 50J, and Izod test from 1J to 22J.

Standards

ISO 179, ISO 180, ISO13802 ISO 8256, ISO 9854.1, ASTM D256, ASTM D1822, ASTM D6110

Features

High resolution

Using a shaftless encoder allows angle resolution of 0.045 °

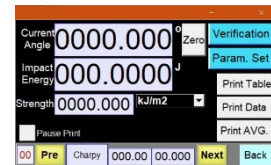
Energy losses

Shaftless encoder for angle measurement rotates without any friction; only support bearings friction and windage has the lowest energy losses



Touch screen display

Touch screen provides easy setup of specimen dimensions, pendulum energy, units and calibration data. Also it can intuitively display test results: absorbed energy and impact toughness



Exchangeable pendulum

Simply change the pendulum to satisfy Charpy, Izod and tensile impact test

Center alignment

Rotating design is quick and accurate to align specimen center for Charpy test

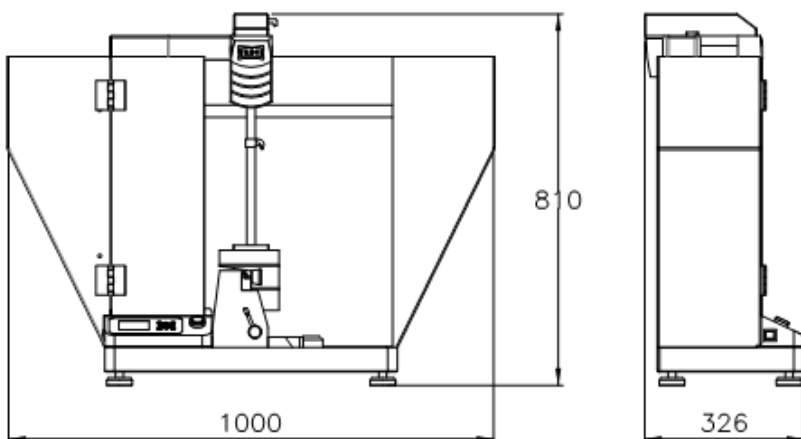


Supports and anvils

Supports are tightened to seat by dovetail groove firmly; only need remove two bolts to change the supports

Broader test space

Single column structure offers broad test space, easy to install low temperature impact test accessories in the future



Machine dimension

Parameter

1. Capacity

Test type	Standard	Pendulum
Charpy for plastics	ISO179, GB/T 1043	1J, 2J, 4J, 7.5J, 15J, 25J, 50J
	ASTM D6110	2.7J, 5.4J, 10.8J, 21.6J
Charpy for plastic pipe	ISO 9854.1	15J, 50J
Izod	ISO 179, GB/T1843, GB/T1844	2.75J, 5.5J, 11J, 22J
	ASTM D256	2.7J, 5.4J, 10.8J, 21.6J
Tensile impact	ISO 8256, GB/T 13525	7.5J, 15J, 25J
	ASTM D1822	7.5J, 15J, 25J

2. Pendulum moment

Charpy	1 J	0.5358983 Nm	Izod	1 J	0.5358983 Nm
	2 J	1.0717967 Nm		2.75 J	1.4737205 Nm
	4 J	2.1435935 Nm		5.5 J	2.94744 Nm
	7.5 J	4.0192 Nm		11 J	5.8949 Nm
	15 J	8.0385 Nm		22J	11.7898 Nm
	25 J	13.397 Nm			
	50 J	26.795 Nm			
Tensile impact	7.5 J	4.01923 N·m			
	15 J	8.03847 N·m			
	25 J	13.39745 N·m			

- 3. Angle of striking: 150°
- 4. Angle resolution: 0.045°
Reading resolution of digital display: 0.01J
- 5. Power supply: AC220V, 50Hz, 0.3kW
- 6. Machine dimension (LxWxH): 1000x300x760mm
- 7. Weight: 140kg

8. Charpy Test for plastics

Items	ISO 179, GB/T 1043	ASTM D6110
Angle of striking	150°	150°
Velocity of striking	2.9m/s (≤5J), 3.8m/s (>5J)	3.46m/s
Distance from the axis of support to the center of percussion	230mm(≤5J), 395mm(>5J)	327mm
Span	40mm, 60mm, 70mm (can be adjusted by span block)	95.3mm
Radius of striker edge	2±0.5mm	3.17±0.12mm
Specimen dimension (LxWxH)	80x10x4mm	127x12.7x(3~12.7)mm

9. Charpy Test for plastic pipe

Standard	ISO 9854.1
Angle of striking	150°
Velocity of striking	3.8m /s
Distance from the axis of support to the center of percussion	395mm
Span	40mm, 60mm, 62mm, 70mm
Radius of striker edge	3.17±0.12mm

Specimen dimension Length x width x thickness (mm)	Type	Length	Width	thickness	Support span
	1	100±2	Whole pipe		70±0.5
	2	50±1	6±0.2	e	40±0.5
	3	120±2	15±0.5	e	70±0.5
Note: e is the machining thickness of pipe					

10. Izod test

Standard	ISO 180	ASTM D256
Angle of striking	150°	145.2°
Velocity of striking	3.5m/s	3.46m/s
Distance from the axis of support to the center of percussion	335	
Striking knife center to vice upper surface	22±0.2mm	
Radius of striker edge	0.8±0.2mm	
Specimen dimension (LxWxH)	80×10×4mm, 63.5×12.7×12.7mm 63.5×12.7×6.4mm, 3.5×12.7×3.3mm	

11. Tensile impact test

Standard	ASTM D1822	ISO 8256
Angle of striking	150°	150°
Velocity of striking	3.46m/s	3.8m/s
Distance from the axis of support to the center of percussion	327mm	395mm
Crosshead mass	60±1g, 120±1g	
Maximum specimen thickness	4mm	

Standard accessories

Model	PIT501J	
	J-2	J-3
Type		
Main machine	1 set	1 set
Angle encoder (shaftless)	1 set	1 set
Controller (WANCE) with digital display	1 set	1 set
Electromagnetic hook	1 set	1 set
Maintenance tools	1 set	1 set
Half protection shield	1 set	1 set
Software	N/A	1 set
Micro-printer	1 set	N/A

Optional accessories

Test	Name	Description
		PIT501J
Charpy (Plastics)	Charpy pendulum (ISO 179)	1J,2J,4J, 7.5J,15J,25J,50J
	Charpy pendulum (ASTM D6110)	2.7J, 5.4J, 10.8J, 21.6J
	Charpy support	√
	Charpy span block	√
	Charpy notch centering block	√
Charpy (Plastic pipes)	Charpy pendulum (ISO179)	15J, 50J
	Supports for convex test piece	√
	Supports for bar specimen	√
	Charpy span block (40mm, 70mm)	√
Izod	Izod pendulum (ISO180)	2.75J,5.5J ,11J,22J
	Izod pendulum (ASTM D256)	2.7J, 5.4J, 10.8J, 21.6J
	Izod vise jaw	√
	Izod notch centering block	√
Tensile impact	Tensile impact pendulum (ISO 8256)	7.5J, 15J, 25J
	Tensile impact pendulum (ASTM D1822)	7.5J, 15J, 25J
	Tensile impact anvil	√
	Tensile impact crosshead	60g, 120g

Test method vs pendulum energy


No.	Standard	Type	Velocity(m/s)	Energy (J)
1	GB/T 1043	Charpy	2.9	1, 2, 4
2	GB/T 1043	Charpy	3.8	7.5, 15, 25, 50
3	ISO 179	Charpy	2.9	1, 2, 4
4	ISO 179	Charpy	3.8	7.5, 15, 25, 50
5	GB/T 1843	Izod	3.5	2.75, 5.5
6	GB/T 1844	Izod	3.5	5.5, 11, 22
7	ISO180	Izod	3.5	2.75, 5.5
8	ISO180	Izod	3.5	5.5, 11, 22
9	GB/T 13525	Tensile	3.8	7.5, 15, 25
10	ISO8256	Tensile	3.8	7.5, 15, 25
11	ASTM D6110	Charpy	3.46	2.7, 5.4, 10.8, 21.6
12	ASTM D256	Izod	3.46	2.7, 5.4, 10.8, 21.6
13	ASTM D1822	Tensile	3.46	7.5, 15, 25

Pendulum range selection

One machine is recommended to be equipped with less than 5 pendulums. If more than 5 pendulums, the calibration is complicated to guarantee.

1J	2J	2.7J	2.75J	4J	5.4J	5.5J	7.5J	10.8J	11J	15J	22J	25J	50J

Pendulum Impact Testing Machine | PIT Series Type J



CHARPY



IZOD

